





Position **Home for X Y**



LSW touch the nut for axis X



Home X Y


17mm

120 and 17 is not exact, but a example for understand.


$137 - 120 = 17 \text{ mm}$



After, I think, I need move Z down by hand for this spacer (example, here is 1/8")



This is the **Home for X Y Z** in my CAM



Example different spacer Material for engraving.

The spacer change many time.